

# AC Motor Soft Starters

*Giving your process the best start possible*

CD Automation's Energy Optimising Soft Starters are designed to drive three phase, three wire, squirrel cage induction motors.

The vast majority of electric motors in use today are fixed speed, fixed voltage AC induction motors. These consume two thirds of the total electricity used in industry. With this in mind, using a technology that could save energy on fixed speed induction motors should be a consideration when replacing motor starters or designing new systems.

Numerous sizes available from 6A to 200A or 4kW to 138kW @ 400Vac and include by-pass contactors.



## CDA Soft Starters provide:



**Improved Process Performance**  
Robust & innovative design improves consistency and repeatability resulting in accurate process control.



**User Friendly Interface**  
Clear and precise displays in numerous formats provide easy visual management of vital process information.



**Save on Energy Costs**  
Various firing modes and software algorithms optimise switching, reducing energy consumption.



**Flexible System Integration**  
A wide range of communication types allows full integration into any external operating & management system.

### Typical applications for Soft Starters include:

- Conveyor Belt
- Crane Translator
- Crusher
- Dryer
- Elevator
- Fan
- Mixer
- Press
- Screw Conveyor
- Shredder

Learn more and schedule a demo at [www.cdautomation.co.uk/demo](http://www.cdautomation.co.uk/demo)

Valid for  
30 Days

**Multi-Buy Discount**  
**10% OFF**

When you purchase complementary products

Valid for 30 days, see cover letter for details  
Order now to receive this exclusive offer!

T: 01323 811100 E: sales@cdautomation.co.uk

### Standard Cover Includes:



**EXPRESS** DELIVERY  
AVAILABLE ON SELECT PRODUCTS




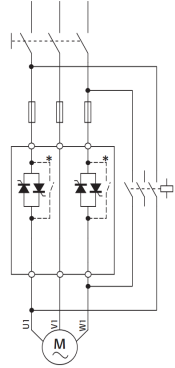
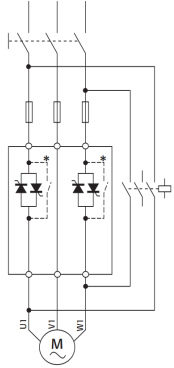
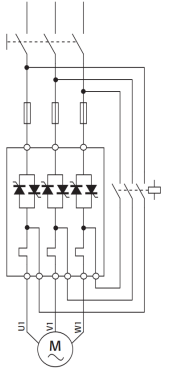
**WARRANTY**  
3 OR 5 YEAR OPTIONS AVAILABLE



**30 DAY RETURN**  
ON ALL STOCK ITEMS

# AC Motor Soft Starters - our most popular models

## Product Comparison Chart

Functionality		STB (Basic)	STO (Overload Relay)	STE (Enhanced)
				
START / STOP	Ramp up voltage	●	●	●
	Ramp up current		●	●
	Ramp down		●	●
	Stop by coasting	●	●	●
CONTROL MODE	Internal bypass relay	●	●	●
	Current limit facility		●	●
	Torque control		●	●
	Constant current control		●	●
	Kick start 80% 100 msec	●	●	
	Kick start 80% 200 msec	●	●	
PROTECTION	Kick start 80% 300 msec	●	●	
	Kick start 80% adjust msec			●
	Start time out of limit	●	●	●
	Phase loss	● (1)	●	●
	Motor overload		●	●
	Phase sequence		●	●
	Unbalanced current		●	●
	Power circuit failure	●	●	●
	Thyristor in short circuit	●	●	●
	Supply frequency out of limits	●	●	●
	Instantaneous peak current		●	●
	Bypass overload		●	●
	Overvoltage	●	●	●
	Overcurrent		●	●
	Undercurrent protection (pump)		●	●
	Overtemperature on heatsink		●	●
Overload relay & curve selection		●	●	
PTC motor thermistor		●	●	
Communications failure		●	●	
COMMUNICATION	Modbus RTU standard		●	●
	Modbus TCP (option)		○	○
	Profibus DP (option)		○	○
	Profinet (option)		○	○
	USB device (standard)		●	●
	Devicenet (option)		○	○
SOFTWARE APPLICATION	Pump application	●	●	●

● = Standard ○ = Option (1) Protection active during start-up

V2-0615

## About CD Automation

We are a UK based technology company that strives to become your favourite supplier & industrial partner.

## Contact CD Automation

Tel: 01323 811100

Email: [help@cdautomation.co.uk](mailto:help@cdautomation.co.uk)

Thyristors & Solid State Relays

AC Motor Soft Starters

RFI / EMI Power Filters

Power & Energy Meters

Temperature & Process Controllers

Data Recorders

HMI's, Indicators & Panel Displays

Signal Conditioning, Probes & Sensors